
















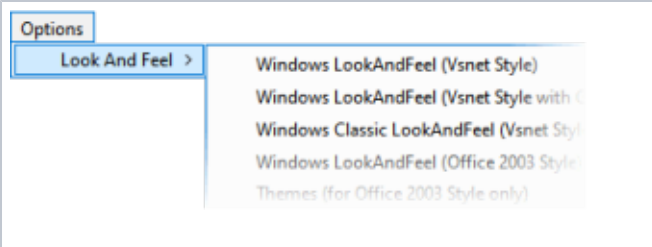




Overview on the Analyzer Menus

Menu	Toolbar Icon	Menu Item	Hotkey	Description	Related Pages:
<div>Project<div><div><div> New Builder Project</div><div> Open Builder Project</div><div> Reopen Builder Project</div><div> Settings</div><div> Print</div><div> Exit</div></div><div><div>Ctrl+Shift+N</div><div>Ctrl+Shift+O</div><div>></div><div></div><div>Ctrl+P</div><div>Ctrl+F4</div></div></div></div>		New Builder Project	Ctrl+Shift+N	Opens the dialog window to create a new Builder project.	How Importing the Service Description
		Open Builder Project	Ctrl+Shift+O	Opens a file chooser dialog to select an existing Builder project.	
		Reopen Builder Project		Shows a list of recently opened Builder projects to select from (for details see below).	
		Settings		Opens the settings dialog of the current Builder project.	
		Print	Ctrl+P		
		Exit	Ctrl+F4		
<div><div> D:\E2E Documentation 18\Education Solution</div><div>Clear List</div><div><input checked="" type="checkbox"/> Open Last Project On Startup</div></div>		Reopen Builder Project		<ul style="list-style-type: none">• Select a project from the list to open.• Select Clear List to delete all projects from the list.• Select Open Last Project On Startup to open the last project with every new start of the Analyzer. Note that this option is only active when the check mark is highlighted.	
<div>View<div><div> Refresh</div><div> Messages</div></div><div><div>F5</div><div>Ctrl+Shift+M</div></div></div>		Refresh	F5	Refreshes the screen.	
		Messages	Ctrl+Shift+M	Shows the messages window at the bottom of the Analyzer window.	

		Look and Feel	Choose between several different program designs. This documentation uses the Windows LookAndFeel (Vsnet Style) .
		About	Shows version and release date of the Analyzer and its modules.

The Import menu differs between the tools, that are part of the Analyzer.

- Refer to page [Importing the Service Description](#) to get a description of the Import menu of the Trace Analyzer.
- The Regression Test Tool has no import menu at all.