







Process Apps

A **Process App** is a process-driven, intelligent business application - it makes your business process executable.

The diagram illustrates the relationship between an App Project and an App. On the left, a red rounded rectangle represents the 'App Project'. Inside this rectangle, on the left, is a white icon of a storage box with a red minus sign. To the right of this icon, the text 'App Project' is written in bold black font. Below this text, the text 'App Project' is written in a smaller, lighter red font. A small red star icon is located in the top right corner of the red rectangle. To the right of the red rectangle, a light blue arrow points from the rectangle towards the right. To the right of the arrow, the text 'You manage your app within an **App Project**, the element serves as entry point.' is written in black font.

Each app is based on an EPC model that is run through during execution. Each app project element therefore contains the start links **Create** and **Overview**:

- **Create** is the entry into the associated **execution model**. If you execute this link, the EPC is run through, the modeled forms are displayed and can be filled out.
- **Overview** executes the corresponding **overview model**. The model contains an overview form in which all created instances can be viewed and searched.
- For **Process Apps** and **Mobile Apps** separate start links are created.

Start Links for Process Apps	Start Links for Mobile Apps	Standard Execution Models
 Process App - Create ProcessApp	 Mobile App - Create Mobile App	 Reference model EPC M
 Process App - Overview ProcessApp	 Mobile App - Overview Mobile App	 Overview model EPC M

You can also configure additional [Models](#) in an app project:

- The initialization model is used if the container is to be filled with data before EPC execution starts.
- The Cascading Style Sheet ([CSS](#)) is available for layout adjustments.
- Deprecated with PAS 18.1In the [administration model](#) different user roles can be maintained.

In chapter [Mobile Apps](#) in the [Mobile Documentation](#) (German) you can find a detailed description for the creation and execution of mobile apps.

Related Pages:

- EPC Elements
 - App Project
 - Process App - Create
 - Process App - Overview
 - Mobile App - Create
 - Mobile App - Overview

Related Documentation:

- Standard Execution Models
- Mobile Apps
 - Support
 - Troubleshooting
 - EPC M
- Reference model**
- EPC M
- Overview model**
- EPC M