

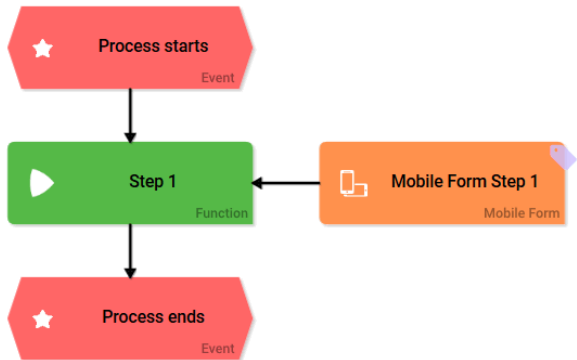



Mobile Form

The Element Mobile Form

BPaaS 17.2

El e m ent	
Fu nc tion	<p>You can open the EPC element Mobile Form to design a form that is optimized forexecution on mobile devices. A separate editor is available for this. A Mobile Form is attached to a Function. If the Function is reached during process execution, the designed Mobile Form opens.</p> <div> A Mobile Form can only be executed on a mobile device.</div>
C o n n e c t i o n	<p>Predecessor: None Successor: Function</p>
Ex a m ple	<p>When creating a new app project, you can choose between a standard form or a mobile form in the App Wizard (see page Creating an App Project). If your decision falls on creation with a Mobile Form, then your Reference model in the new app project will look like this:</p>  <pre>graph TD; Start([Process starts Event]) --> Step1[Step 1 Function]; Step1 --> End([Process ends Event]); Step1 --- MF[Mobile Form Step 1 Mobile Form];</pre>
	<div> See Mobile Dokumentation (German) for more informations regarding design and execution of Mobile Forms.</div>

On this Page:


- [The Element Mobile Form](#)
 - [Configuration Options](#)

Related Documentation:

- [MOBILE](#) (German)
 - [Der Editor für Mobile Formulare](#)
 - [Die Scheer PAS Mobile App](#)

Configuration Options

Edit the element via the **Edit Sidebar**.

Name Mobile Form 	Name Name of the element within modeling.
ID rp02727f33-b7cf-40ef-886e-b4da441295ff	ID () The read-only field contains the model ID of the element. Designers can use the ID for example in the search to link the element in other models.

<p>Description</p> <div></div>	<p>Description</p> <p>A commentary field for the modeler. Its content is invisible to users and its sole purpose is internal documentation.</p>
<p>Hashtags</p> <hr/>	<p>Hashtags</p> <p>Possibility to insert your own key terms . The leading hashtag sign # (hash) will be inserted automatically.</p> <p>Use the spacebar to insert multiple hashtags:</p> <p>Hashtags</p> <p><u>#Procurement #ACME</u></p> <p>One hashtag may be issued for multiple elements:</p> <div><div>Irene Adler ACME Corp.</div><div><div>#Procure </div><div>Drop-down Field: #Procurement</div><div>Department</div><div>Input Field: #Procurement</div><div>Name</div><div>Responsive Form: #Procurement #ACME</div><div>Procurement Request</div><div>EPC Model: #Procurement</div><div>ACME Procurement</div></div></div>