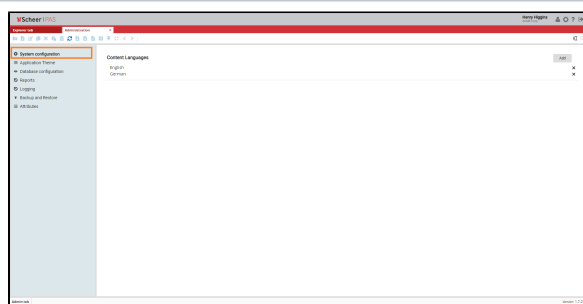


System Configuration

System Configuration Overview



The **System configuration** is part of the **Administration Tab**.

Within the System configuration there is a **Content Languages** section that allows you to add new content languages as well as delete existing ones.

Here you will find **Help Page Settings**, and you can also **Allow attribute creation** for all users.

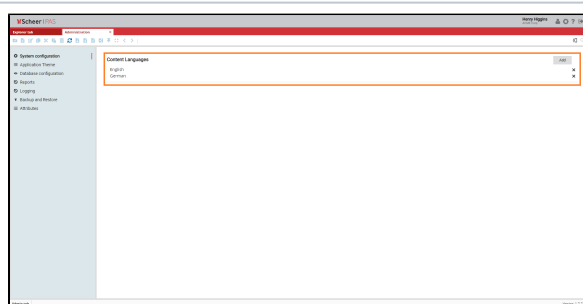
On this Page:

- [System Configuration Overview](#)
- [Content Languages](#)
 - [Adding a new Language](#)
 - [Deleting a Language](#)
- [Attribute Creation Checkbox](#)

Related Pages:

- [System Configuration](#)
- [Application Theme](#)
- [Database Configuration](#)
- [Reports](#)
 - [SAP Solution Manager Integration](#)
 - [Standard Reports](#)
- [Logging](#)
- [Backup and Restore](#)
- [Reorganization](#)
- [Modeling Templates](#)
- [Role settings for models and objects](#)
- [Symbol Customization](#)
- [Identifiers](#)

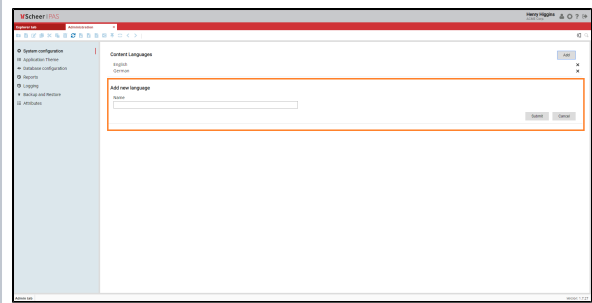
Content Languages



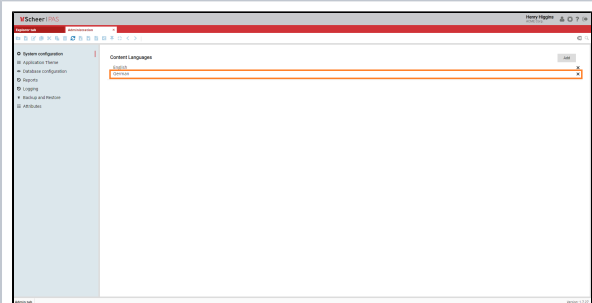
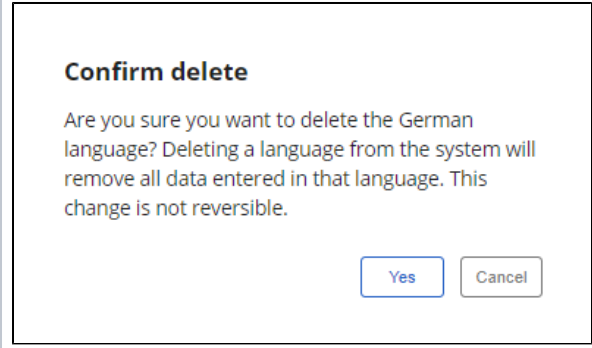
In the **Content Languages** section you can find the list of languages that are currently in use.

If you want to add more languages, click **Add**.

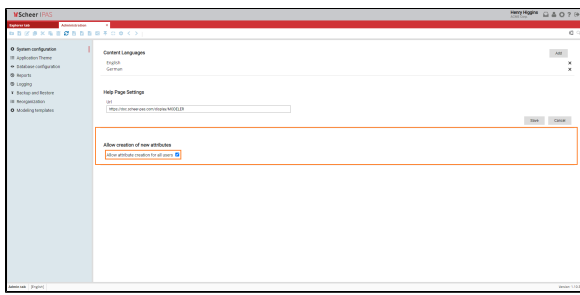
Adding a new Language

	<p>Click the Add button to open the new section Add new language.</p> <p>Type the name of the language you want to add in the Name box below and press Submit.</p>
---	--

Deleting a Language

	<p>If you want to delete a language, click the X on the right side of the corresponding language.</p>
	<p>A new window opens. To delete the language, confirm your action by clicking Yes.</p>

Attribute Creation Checkbox



In the **System configuration** you can restrict that only the users marked as Paas_Administrator can add custom expression of an object if the option is not checked.

Otherwise, when the option is checked, adding custom attributes will be allowed to all users.

✓ Formore details on adding attributes.