

Exporting and Importing Explorer Contents

To exchange Designer content between systems or namespaces, or simply to create a copy of something, you can export and import the contents of the explorer tree. However, import and export are not equally allowed for all elements. The table below lists the available options for each element:

	Namespace	Folder	Service
Export	✗	✓	✓
Import	✓	✓	✗

Version Considerations

By exporting and importing, you can transfer Designer contents between PAS installations. These installations may have divergent versions.



As of Designer 21.1.3, import will perform migrations on the imported service if the data to be imported is **not older than Designer 21.1.3** (2.0.165). If there is a version gap of more than one version, multiple migrations will be applied if necessary.

On this Page:

- [Version Considerations](#)
 - [Limitations](#)
- [Exporting Explorer Content](#)
- [Importing Explorer Content](#)

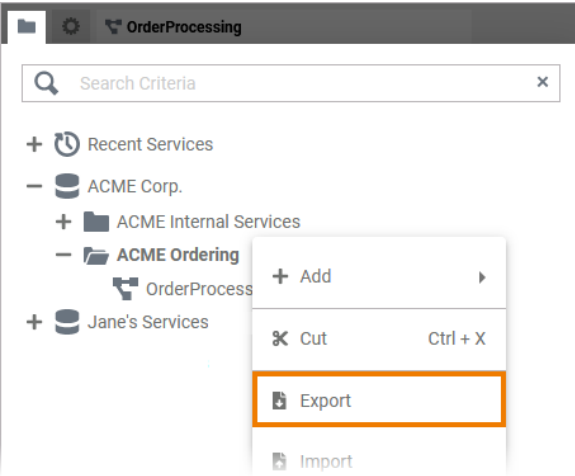
Related Pages:

- [Working With the Explorer](#)
- [Modeling BPMN](#)
 - [Exporting and Importing Service Panel Contents](#)




Limitations

- You cannot import newer versions to a system having an older version installed.
- There are no migrations if importing Designer content from versions prior to Designer 21.1.3 (2.0.165). This may result in the imported service not working. In the future, importing data from a version older than 21.1.3 will be disabled.





Exporting Explorer Content



If you want to export an element, for example to create a backup copy of your model, select **Export** from the context menu.

<div> <div>Export</div> <div>Choose export options:</div> <div> <input checked="" type="checkbox"/> Include libraries </div> <div> <div>Export</div> <div>Cancel</div> </div> </div>	<p>On exporting from a Folder or Service, you have the choice whether or not to include the libraries used in the export. By default libraries are included in an export.</p> <p>Click Export to confirm your choice and start the exporting process.</p>
<div> <div>  Generating file... </div>  </div>	<p>During the export a message Generating file... is displayed.</p>
<div> <div>  File generated successfully </div> <div>×</div> </div>	<p>A toast message also confirms a successful export.</p>








Importing Explorer Content

<div> <div> +  Jane's Services </div> <div> <div>+ Add</div> <div>  Import </div> <div>  Share </div> </div> </div>	<p>If you want to import an element, for example to transfer a backup copy to another namespace, select Import from the context menu.</p>
<div> <div>Import</div> <div> <div>  Browse </div> <div> Description: Import from a Designer export file (.zip) </div> <div> <div>Import</div> <div>Cancel</div> </div> </div> </div>	<p>A pop-up Import opens.</p> <p>Click Browse to select the file you want to import.</p>

<div> <div>Import</div> <div> <div>Change File</div> <div>ACME_Ordering.zip</div> <div>Description: Import from a Designer export file (.zip)</div> <div> <div>Import</div> <div>Cancel</div> </div> </div> </div>	<p>The name of the selected file is displayed. To change your selection, click Change File.</p> <p>Start the import by clicking the Import button.</p>
<div> <div>File imported successfully</div> </div>	<p>A toast message confirms a successful import.</p>
<div> <div>Library Import Result</div> <div> <div>One or more libraries are imported successfully</div> <div>ERPOrderInterface (1.3.0)</div> <div>Close</div> </div> </div>	<p>Export files may contain necessary libraries. If you import an export file containing libraries, you will be notified by a pop-up notice.</p> <p>Two different notes are possible:</p> <ul style="list-style-type: none"> Libraries imported successfully: The listed library versions have not already been available in the namespace and have been imported successfully.
<div> <div>Library Import Result</div> <div> <div>The following libraries are already present in the namespace and have not been imported:</div> <div>ERPOrderInterface (1.3.0)</div> <div>Close</div> </div> </div>	<ul style="list-style-type: none"> Libraries already present in the namespace: The library version to be imported is already present in the namespace, and is therefore ignored. This applies to libraries of the same version, no matter if the imported library has the same or a different timestamp.



Please check the imported service for functionality as the existing library will be assigned to the new service.

<div><ul style="list-style-type: none">—  ACME Corp.<ul style="list-style-type: none">+  ACME Internal Services—  ACME Ordering<ul style="list-style-type: none"> OrderProcessing—  Jane's Services<ul style="list-style-type: none">—  ACME Ordering<ul style="list-style-type: none"> OrderProcessing</div>		<p>The imported element is displayed in the tree.</p>
--	--	---