

The User Interface

The Process Mining interface consists of three areas:

1. **Navigation Bar:** The navigation bar includes the button for the Process Mining / cockpit view, user settings, the help button and the logout button.
2. **Process Analyzer:** Analyses are created and managed in this area. When Process Mining is opened, an overview of currently configured process evaluations is available immediately.
3. **Sidebar:** The Process Mining sidebar consists of three menus:



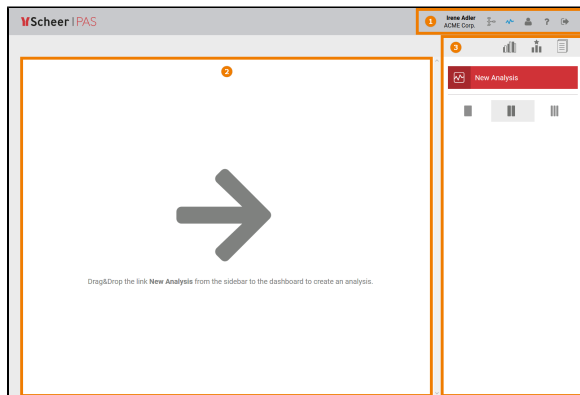
- : The **analyses** sidebar is used to create new charts and manage existing analyses.



- : The **variants** sidebar opens the Process Explorer. This enables users to analyse processes in greater depth by means of the variant view.



- : Open the **templates** sidebar in order to create custom templates.



Process Mining area functions are described in the following pages.

Cockpit Views



On this Page:




- [Cockpit Views](#)




Related Pages:


- [The Navigation Bar](#)
- [The Process Analyzer](#)
- [The Sidebar](#)




Irene Adler
ACME Corp.







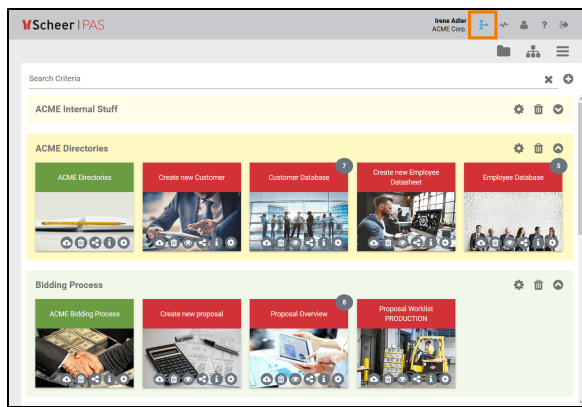


New Analysis



In the Process Mining area you can manage evaluations of your key process data.

Alongside the Process Mining view, the **Scheer PAS** cockpit is also available. Use the options in the header to switch between the process mining view  and the cockpit view .



Projects and process apps are managed in user-defined groups via the cockpit; interface tiles allow direct access to the apps. The creation of external links also makes direct access to external websites possible from the cockpit: For example, one's own integration component (Bridge) can be opened directly from the cockpit with just one click.