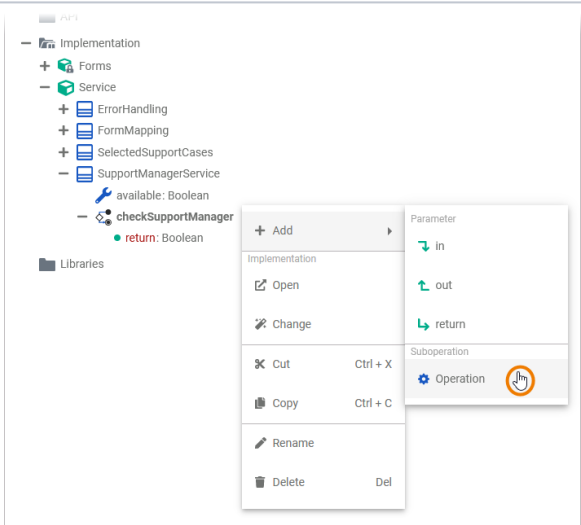


Adding Suboperations to Operations

Via the context menu of an operation, you can add suboperations to it.

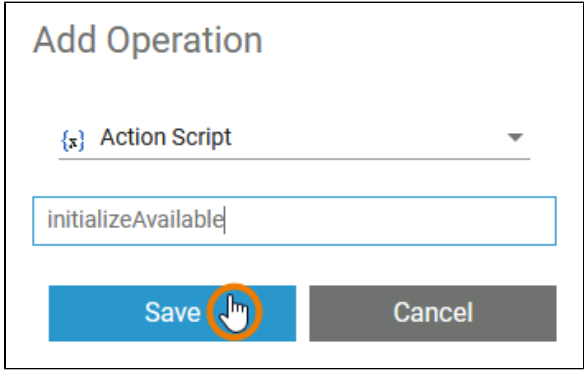
On this Page:

- Deleting Suboperations



Right-click on the operation to which you want to add a suboperation to, to open its context menu. Select **Add Operation** from section **Suboperation**.

In the example on the left, a suboperation is created to the **Activity** operation `checkSupportManager`.



The **Add Operation** dialog opens.

Use the drop-down menu to select the desired type of operation and enter the name of the suboperation in the corresponding field

Click **Save** to add it.

In the example on the left, the **Action Script** `initializeAvailable` is created as a suboperation to `checkSupportManager`.

The newly created suboperation is displayed in the implementation folder of the service tree.

API

— Implementation

+ Forms

— Service

+ ErrorHandling

+ FormMapping

+ SelectedSupportCases

— SupportManagerService

available: Boolean

— checkSupportManager

● return: Boolean

{x} initializeAvailable

Libraries

As soon as you have added the required parameters to the suboperation (if needed), you can use it in any implementation.

✓ F
o
r
m
o
r
e
i
n
f
o
r
m
a
t
i
o
n
o
n
h
o
w
t
o
a
d
d
a
p
a
r
a
m
e
t
e
r
,
r
e
f
e
r
t
o
A
d
d
i
n
g
P
a
r
a
m
e
t
e
r
s
t
o
O
p
e
r
a
t
i
o
n
s
.

Deleting Suboperations

API

Implementation

Forms

Service

ErrorHandling

FormMapping

SelectedSupportCases

SupportManagerService

available: Boolean

checkSupportManager

return: Boolean

initializeAvailable

out available: Boolean

Libraries

+ Add

Implementation

Open

Change


Cut Ctrl + X

Copy Ctrl + C

Rename

Delete Del

To delete an operation, right-click it to open its context menu and select **Delete**.



Confirm Deletion

Are you sure you want to delete operation "initializeAvailable"?


All items inside this operation will also be deleted.

Yes



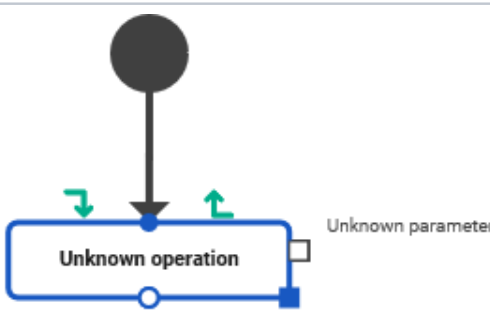

Cancel

A confirmation dialog opens in a pop-up window. Click **Yes** to delete the selected operation.



Please select that all items within this suboperation will also be deleted!

Click **Cancel** to cancel the process.

<div><div>API</div><div><div>Implementation</div><div><div>Forms</div><div>Service</div><div><div>ErrorHandling</div><div>FormMapping</div><div>SelectedSupportCases</div><div>SupportManagerService</div><div><div>available: Boolean</div><div><div>checkSupportManager</div><div><div>return: Boolean</div></div></div></div></div></div><div>Libraries</div></div></div>	<p>The operation has been deleted from the implementation folder of the service tree.</p>
<div><p>Unknown parameter</p></div>	<p>If the deleted operation is still used in a diagram, the corresponding element is marked as Unknown Operation. You need to delete it manually from the diagram.</p> <p>To do this, right-click on the element to open its context menu and click Delete . You can also select the element and use the Del key on your keyboard.</p>