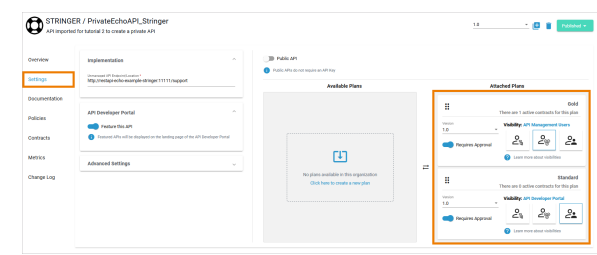


# The Differences in Visibility

David Stringer created the **PrivateEchoAPI\_Stringer** with two plans:

- Plan **Gold** with the visibility **API Management Users** and a higher rate limit.
- Plan **Standard** with the visibility **API Developer Portal** and a low rate limit.



David has also enabled option **Requires Approval** for both APIs: Users who want to use the API must first ask for permission. This gives him full control over who uses his API.

API Developer Portal

Home

Marketplace

My Clients

PrivateEchoAPI\_Stringer

API imported for tutorial 2 to create a private API

API Documentation

Learn More

On the homepage of the ACME API Developer Portal, John Snow of customer Winter & Partners detects the **PrivateEchoAPI\_Stringer**. He knows that David Stringer always provides helpful APIs for testing and is curious about this new API.

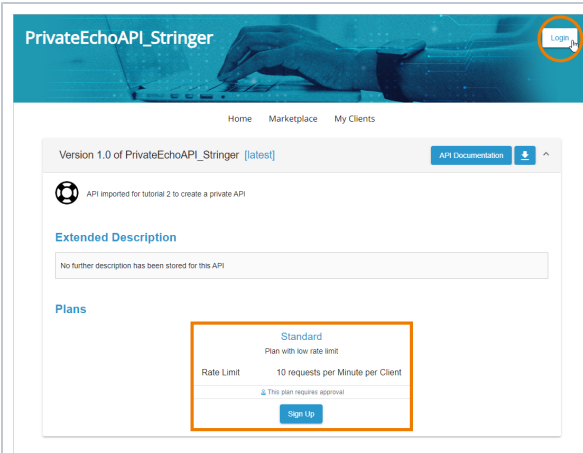
He clicks **Learn More**.



Step 2: Responding to Approval Requests

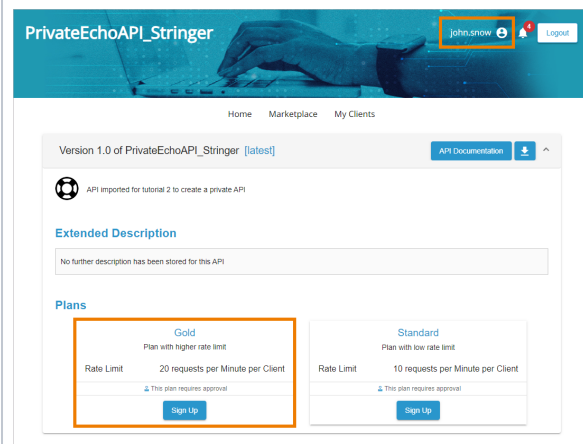
## Related Documentation:

- [The Concepts of API Management](#)
- [API Settings](#)
- [Developer Portal](#)



On the details page of the API, plan **Standard** is displayed.

John Snow wants to sign up for this API. Since Winter & Partners is a customer of ACME Corp., John already has a PAS account with API Management permission. So he logs in to the portal.



As a logged in user with API Management permission, John can now also see plan **Gold**.