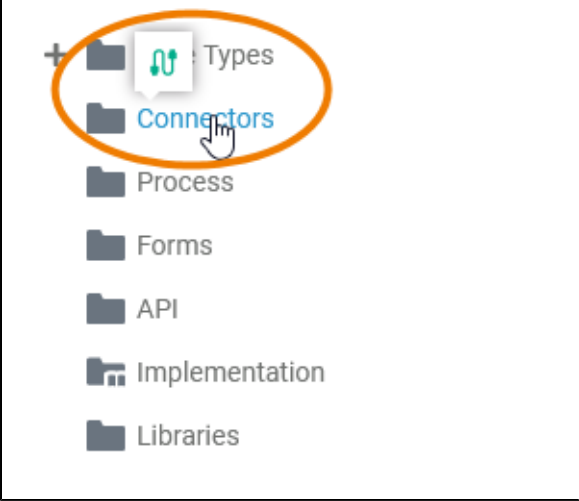


# Connectors

The **Connectors** folder stores all [connector](#) configurations. Connectors provide the necessary configurations for [adapters](#) to call backend services. Refer to [Creating Connectors](#) for more details on creating and managing connectors.

## Connectors Folder Options



If you hover over the **Connectors** folder, a quick action icon is displayed:

- [Create a new connector](#)

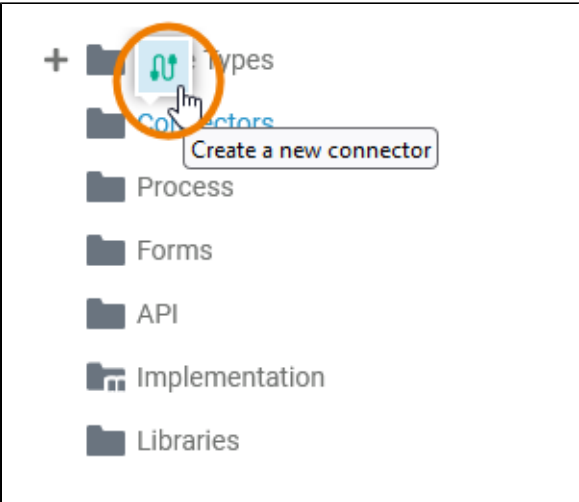
**On this Page:**


- [Connectors Folder Options](#)
- [Creating a Connector](#)

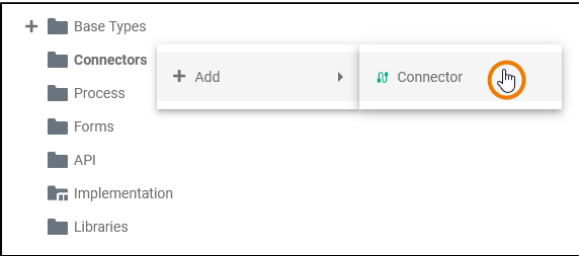
**Related Pages:**


- [Service Panel](#)
  - [Managing the Service Details](#)
  - [Base Types](#)
  - [Connectors](#)
  - [Single Connector](#)
  - [Process](#)
  - [BPMN Model](#)
  - [Forms](#)
  - [Single Form](#)
  - [API](#)
  - [Implementation](#)
  - [Libraries](#)
  - [Exporting and Importing Service Panel Contents](#)
- [Working With the Explorer](#)
  - [Services](#)
- [Creating Connectors](#)
  - [Creating an OpenAPI Connector](#)
  - [Creating an SAP RFC Connector](#)
- [Using Connectors](#)
- [Adapters](#)

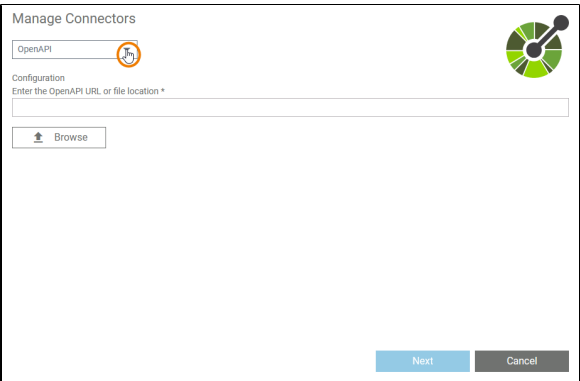
## Creating a Connector

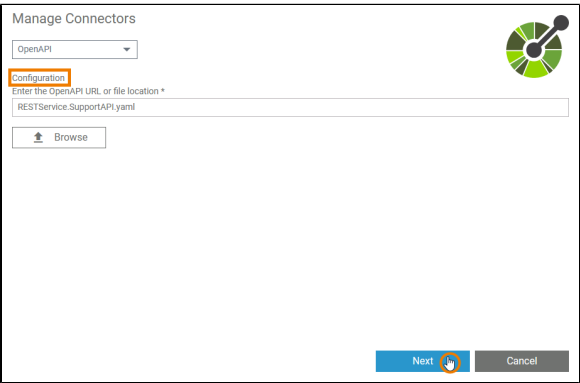


Hover with your mouse over the **Connectors** tree node in the service panel. Click the  icon to create a new connector.



Alternatively, you can open the context menu of the **Connectors** folder and click **Add >  Connector**.

	<p>The <b>Manage Connectors</b> dialog is displayed.</p> <p>Select a type of connector from the dropdown list.</p>
---	--

	<p>Configure the connector in the <b>Configuration</b> section. The single configuration steps depend on the selected connector type.</p> <p>For further information on how to configure the individual connector types refer to <a href="#">Creating Connectors</a>.</p> <p>When everything is configured to your needs, click <b>Next</b> to save the connector.</p>
---	--



The **N**ext button is enabled only when you have completed all necessary configuration steps.

- + Base Types
- Connectors
  - SupportAPI
    - + Types
    - + SupportAPI
- Process
- Forms
- API
- Implementation
- Libraries

The connector, his types and interfaces, have been added to your service with the given configuration.