

# Updating Libraries

In the Designer administration, you can update a library version, see [Administrating Libraries > Updating a Library](#) for further information.



**Please note, that updated libraries are not automatically updated in the services.** If you update the version of a library in the Designer administration, you need to save the library in the service again.

To update a library used in a service in this case, proceed as follows:

	<p>Follow the steps to update the library in the Designer administration.</p>
	<p>Go to the service where you use the library.</p> <p>Use <b>Manage Libraries</b> on the <b>Libraries</b> folder in the service panel to open the <b>Manage Libraries</b> dialog. Since you used this library in your service already, it is displayed in section <b>Used Libraries</b>.</p> <p>To ensure that the updated version is loaded into the service, just click the <b>Save</b> button.</p>

## On this Page:

- [Switching Between Library Versions](#)
  - [Via the Asset Drawer](#)
  - [Via the Manage Libraries Dialog](#)
  - [Via the Context Menu in the Service Panel](#)

## Related Pages:

- [Working With Libraries](#)
  - [Adding Libraries](#)
  - [Removing Libraries](#)
- [Sharing Designer Content](#)
  - [Working With the Asset Drawer](#)
- [PAS Designer Administration](#)
  - [Administrating Libraries](#)
- [PAS Designer Developer Guide](#)
  - [Developing and Using Libraries](#)
  - [Creating a Library](#)

## Switching Between Library Versions

The Designer allows you to upload several versions of a library. The developer can switch between versions which allows him to decide with which library version he wants to work.

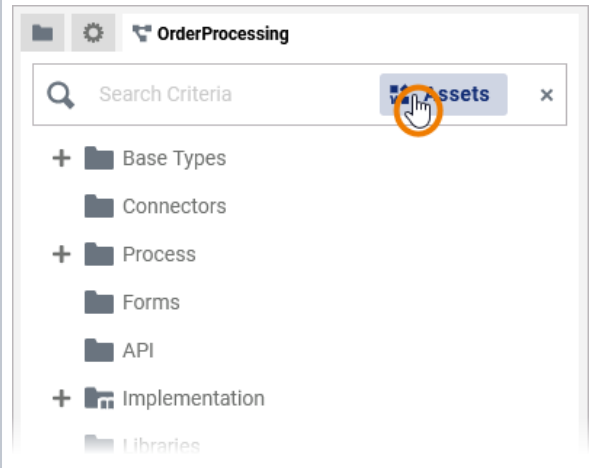
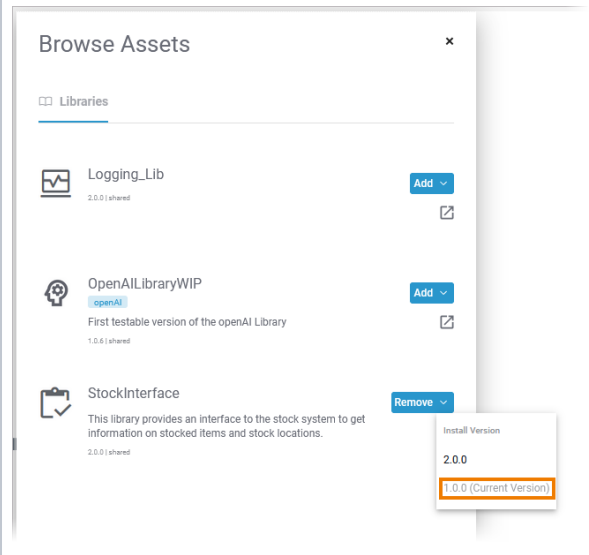
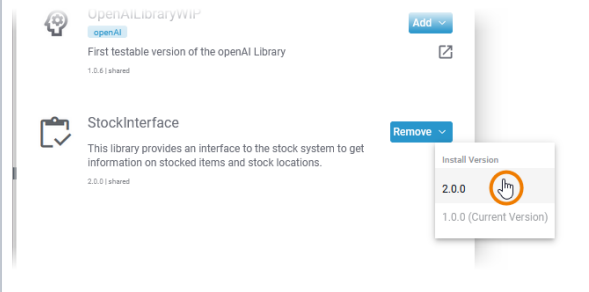


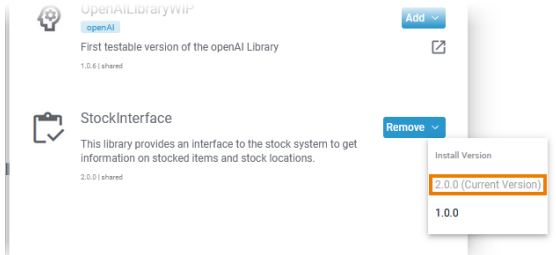
Updating a library to a new version can affect the service. For further information, refer to [Updating to a new Library Version](#).

You can switch between library versions





- [via the Asset Drawer](#)
- [via the Manage Libraries dialog](#)
- [via the context menu in the service panel](#)

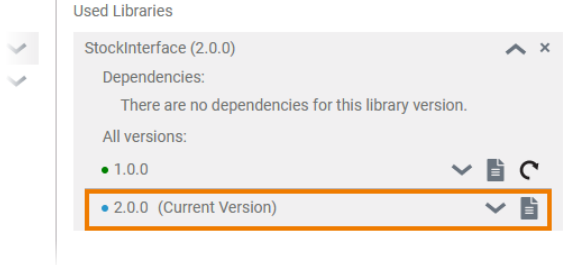
## Via the Asset Drawer

	<p>Open the <b>Asset Drawer</b> by clicking on <b>Assets</b> in the search box of the service panel.</p>
	<p>Use the <b>Add/Remove</b> button to view all available versions of a library.</p> <p>The version in use is appended with <b>Current Version</b>.</p>
	<p>If you want to switch to another version of a library, click the corresponding entry in the list to load it.</p>

	<p>The selected version is loaded and marked as <b>Current Version</b>.</p>
-----------------------------------------------------------------------------------	-----------------------------------------------------------------------------

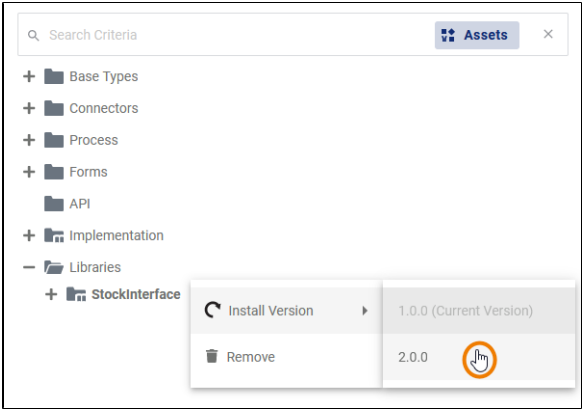
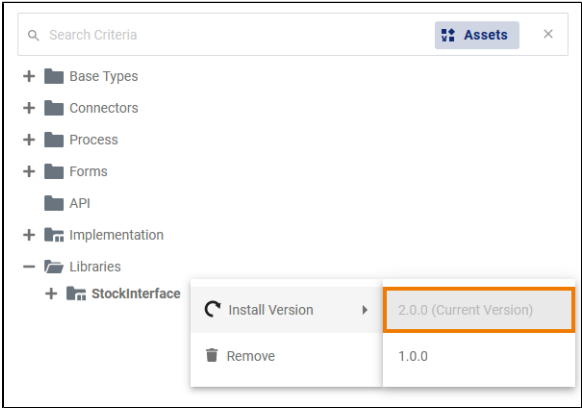
## Via the Manage Libraries Dialog

	<p>To open the <b>Manage Libraries</b> dialog, hover over the <b>Libraries</b> folder in the service panel and click <b>Manage Libraries</b> .</p> <p>Once a library has been added to a service, all available versions are shown.</p> <p>The version in use is appended with <b>Current Version</b>.</p>
	<p>If you want to switch to another version, use <b>Load this version</b>  to load the desired version.</p>

	<p>The selected version is loaded and marked as <b>Current Version</b>.</p>
-----------------------------------------------------------------------------------	-----------------------------------------------------------------------------

## Via the Context Menu in the Service Panel

	<p>Right click a library in the <b>Libraries</b> folder of the service panel to open its context menu.</p>
	<p>Hover over <b>Install Version</b> to view all available versions of the library.</p> <p>The version in use is appended with <b>Current Version</b>.</p>

 <p>Search Criteria Assets</p> <ul style="list-style-type: none"><li>+ Base Types</li><li>+ Connectors</li><li>+ Process</li><li>+ Forms<ul style="list-style-type: none"><li>API</li></ul></li><li>+ Implementation</li><li>- Libraries<ul style="list-style-type: none"><li>+ StockInterface<ul style="list-style-type: none"><li>Install Version 1.0.0 (Current Version)</li><li>Remove 2.0.0</li></ul></li></ul></li></ul>	<p>If you want to switch to another version of the selected library, click the corresponding entry in the list to load it.</p>
 <p>Search Criteria Assets</p> <ul style="list-style-type: none"><li>+ Base Types</li><li>+ Connectors</li><li>+ Process</li><li>+ Forms<ul style="list-style-type: none"><li>API</li></ul></li><li>+ Implementation</li><li>- Libraries<ul style="list-style-type: none"><li>+ StockInterface<ul style="list-style-type: none"><li>Install Version 2.0.0 (Current Version)</li><li>Remove 1.0.0</li></ul></li></ul></li></ul>	<p>The selected version is loaded and marked as <b>Current Version</b>.</p>