

Adding Diagrams

Manage Processes

Search (40) X Y

Processes

#	Process	Source System	Retention Time	Upload
1	<input type="checkbox"/> Employee Database - acme_corp	BPaaS		
2	<input type="checkbox"/> Purchase_Management_Process	BRIDGE		UPLOAD DIAGRAM
3	<input type="checkbox"/> Partners & Suppliers - acme_corp	BPaaS		
4	<input type="checkbox"/> Customer Database - acme_corp	BPaaS		

Log File Queue

Services

Calculated Attributes

The first menu in the sidebar of the Process Mining view is the **Processes** menu.

A process list is displayed in the content area. The list shows all processes of your system that provide data to Process Mining.

For processes whose data is supplied from the Bridge, you can subsequently upload a suitable process diagram.

Related Pages:

- Administrating Process Mining
 - Collecting Logs
 - Uploading Log Files
 - Setting a Retention Time for Instance Data
 - Using Calculated Metrics
 - Monitoring the ETL Process State
 - Monitoring the Log File Queue

Related Documentation:

- Process Mining
 - The Process Analyzer

The process list contains the following information:

Column Name	Description
Process	Name of the process in your system.
Source System	Name of the PAS component providing the data (BPaaS or Bridge).
Retention Time	Retention time set for the instances of this process. Refer to Setting a Retention Time for Instance Data for detailed information.
Upload	The Upload Diagram button allows you to add a BPMN diagram to Bridge processes. You can display the diagram in the Process Mining component .



Use the [filter](#) to limit the content of the list.

Adding a Diagram to a Bridge Process

Manage Processes				
Search (102)				
#	Process	Source System	Retention Time	Upload
26	TelexBIZ	BRIDGE		UPLOAD DIAGRAM
27	Service Database - xcms_jsp	BPaid		

You can subsequently add a BPMN diagram to a Bridge process.


Select the process in the list and click the **Upload Diagram** button.

Choose the file you want to add and confirm.



i These supported formats are .svg.

Process Mining

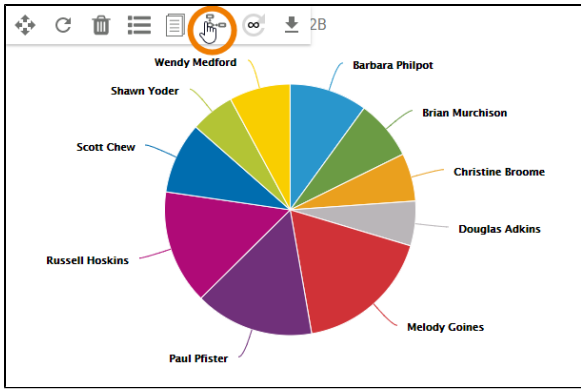
Analyze Your Processes



Dig into problems, find possible causes and optimize your processes.

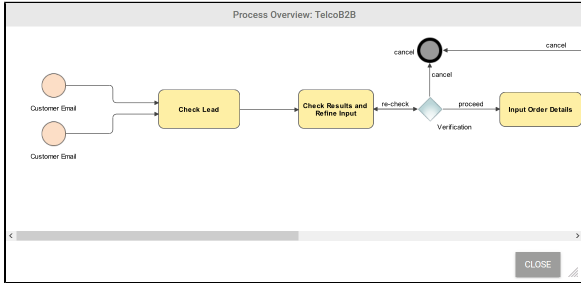
To show the diagram, open the Process Mining component.



Go to an analysis that uses the process and select icon



in the the analysis menu.



The uploaded BPMN diagram will then be displayed.