

# BPaaS Specifics

## Availability of Additional User Data

Administrators can use section **Additional Data** in a user data sheet to manage additional user details such as company and contact data. In BPaaS this additional information is part of the user object, thus available in the BPaaS component. For example the email address, the company or department name are available for usage in apps or for creation of role-specific filters.



The usage of user object data is explained in the [BPaaS Developer Guide](#) (German).

### On this Page:

- [Availability of Additional User Data](#)
- [Usage of Profiles](#)
  - [Permissions](#)
  - [Inactive Profiles](#)
- [Usage of Permissions](#)

## Usage of Profiles

BPaaS users need at least one [BPaaS standard profile](#) and one profile **with** namespace. Otherwise, they will not be able to work in the BPaaS system or save any of their work.



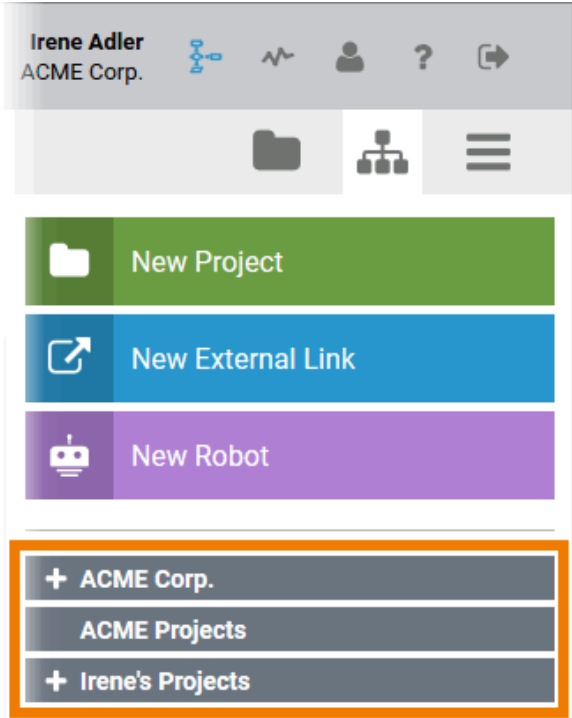
A design user models processes in BPaaS. But he should also be able to execute his own models, for example for testing purposes. Therefore, you will have to assign both standard profiles (**bpaas\_design\_user** and **bpaas\_execution\_user**) to a designer.

### Related Pages:


- [Managing Users](#)
- [Managing Profiles](#)
- [Managing Permissions](#)


### Related Documentation:

- [BPaaS](#)
  - [The Scheer PAS Cockpit](#)
  - [Software Robot](#)
- [BPaaS Entwicklerhandbuch](#) (German)
  - [Das Benutzerobjekt](#)



In the BPaaS cockpit, the user is able to identify all profiles with namespace that have been assigned to him. A list of all his profiles **with namespace** is displayed in the sidebars' tree menu.

Use the button  to show the profiles' content including projects, app projects and process apps.

 Further information about profiles in the BPaaS cockpit can be found in the [BPaaS Guide](#).

## Permissions



Generally, there is no need to assign additional permissions while creating new BPaaS profiles.

## Inactive Profiles

Deactivated Profiles are not available in BPaaS any more. Neither will they be listed in the cockpit, nor will you be able to select them while creating new projects. If a user already created tiles for apps, that are saved in an enabled profile, the tiles will still appear in the cockpit, but in grey color.

## Addresses



Create new Customer  
Address



Customer Addresses -  
Overview



Grey tiles  
cannot be  
executed  
any more.



Further information about tiles and the creation of new projects can be found in the [BPaaS Guide](#).

## Usage of Permissions



Administrators do not need to create new permissions for BPaaS. The necessary permissions for the usage of the BPaaS features are assigned along with the [BPaaS standard profiles](#).