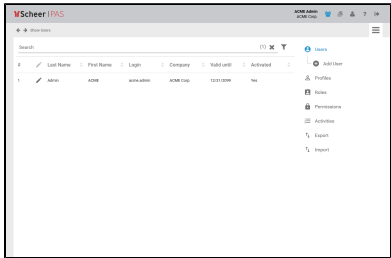


Home



The Administrator's Guide explains the functionality of the **Scheer PAS Administration**, the administration and monitoring component of the **Scheer Process Automation Suite**. Only assigned administration users can access the Administration.



You need at least one user with administration permission to access the **Scheer PAS Administration**. Therefore, any new Administration includes one standard administration user.

On this Page:

- [Administration Views](#)

Related Pages:

- [Administration Basics](#)
- [Managing Users](#)
- [Maintaining Process Mining](#)
- [Module-specific Details](#)




Related Documentation:

- [Troubleshooting User Management](#)

Administration Views

Scheer PAS Administration is a multifunctional application.

Click on the corresponding icon in the navigation bar to open the Administrator view you want to use:

Navigation Bar Icon	View	Applicable to
	User Administration Open this view to manage users, profiles, roles and permissions.	<ul style="list-style-type: none">• BPaaS• Mobile• Process Mining• RPA
	Process Mining In the Process Mining view you can administrate general settings for your process data such as setting the retention time or define calculated attributes.	<ul style="list-style-type: none">• Process Mining
	Robotic Process Automation Click on this icon to open the RPA dashboard to monitor your software robots.	<ul style="list-style-type: none">• RPA