

Working With the Cron Manager



Note on Cron Users

- Users with cron permission have access to all available cron jobs.
- The cron jobs are executed in the user context of the logged-in user. Therefore we recommend to use a special cron user to use the application to ensure that the jobs always run in the same context.

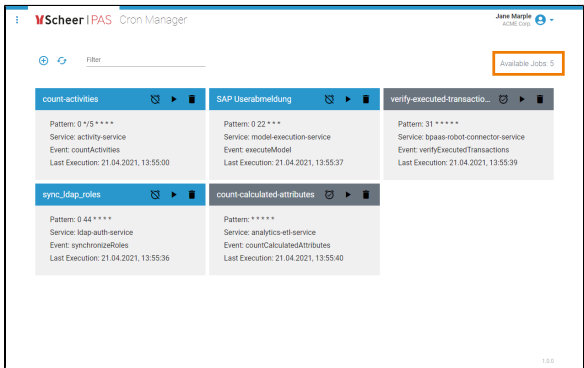
On this Page:

- [Using the Job List](#)
 - [Managing Cron Jobs](#)
 - [Filtering the Job List](#)

Related Pages:

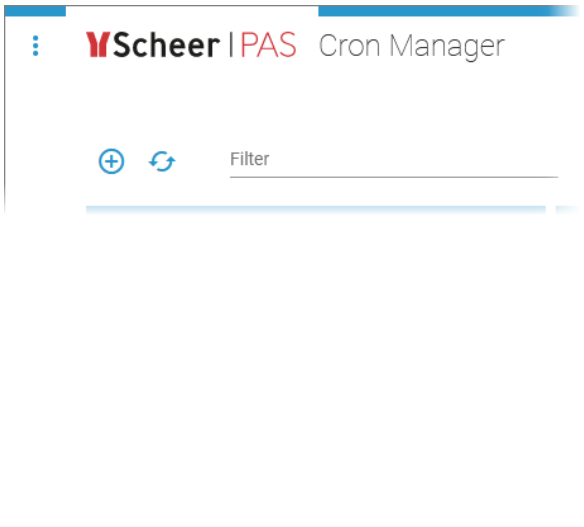
- [Administrating Cron Jobs](#)
 - [Creating a Cron Job](#)
 - [Editing a Cron Job](#)
 - [Reading the Logs of a Cron Job](#)

Using the Job List



All available cron jobs are displayed in the job list on the page.

- Activated jobs are displayed in blue.
- Inactive jobs are shown in grey.



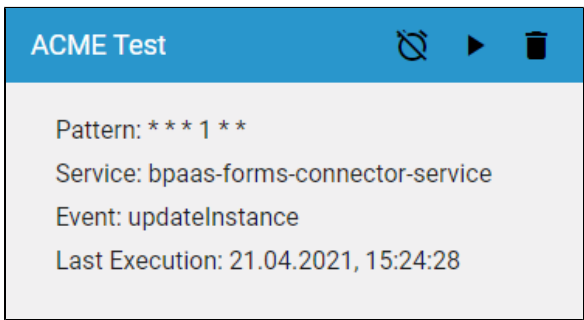
In the navigation bar of the job list you can find three options:

Icon



Filter

Managing Cron Jobs






The job list shows all available cron jobs.

A separate tile is displayed for each job, containing the main information of the job:

- **Name**
- **Pattern**
- **Service**
- **Event**
- **Date and time of the last execution**

ACME Test




Pattern: ***1**

Service: bpaas-forms-connector-service




Event: updateInstance

Last Execution: 21.04.2021, 15:24:28

In the tile header of an active job you will find the following three quick action icons:

Icon	Description
	Use this icon to deactivate the job.
	Use this icon to execute the job.
	Use this icon to delete the job.

ACME Test




Pattern: ***1**

Service: bpaas-forms-connector-service

Event: updateInstance

Last Execution: Not executed yet

In the tile header of an inactive job you will find the following three quick action icons:

Icon	Description
	Use this icon to activate the job.
	Use this icon to execute the job.
	Use this icon to delete the job.

Delete Job

Are you really sure you want to delete job **ACME Test**?

Cancel

Delete

If you use the delete option, you will have to confirm your choice.




Filtering the Job List

WScheerIPAS Cron Manager

Filter

execute

SAP Userabmeldung




Pattern: 0 22 ***

Service: model-execution-service

Event: executeModel

Last Execution: 21.04.2021, 13:55:37

verify-executed-transactio...

Pattern: 31 *****

Service: bpaas-robot-connector-service

Event: verifyExecutedTransactions

Last Execution: 21.04.2021, 13:55:39

Over time the job list can become very long.

Use the filter field to search for a specific job.

The filter applies to the name as well as to the content of the fields **Service** and **Event**.